

HS-100 Accelerometer

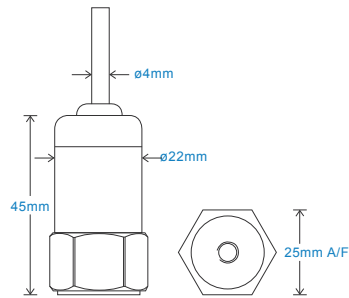
AC output via Flame Retardant Cable

Key Features

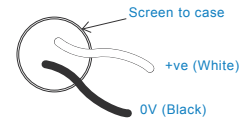
- Most common seller
- For use with data collector
- Customisable features

Industries

Building services, Pulp and Paper, Mining, Metals, Utilities, Automotive, Water, Pharmaceutical



Connection Details



Technical Performance

Mounted Base Resonance	see 'How To Order' table (nominal)
Sensitivity	see: 'How To Order' table $\pm 10\%$ Nominal 80Hz at 22°C
Frequency Response	2Hz (120cpm) to 10kHz (600kcpm) $\pm 5\%$ 1.5Hz (90cpm) to 12kHz (720kcpm) $\pm 10\%$ 0.8Hz (48cpm) to 15kHz (900kcpm) $\pm 3\text{dB}$
Isolation	Base isolated
Range	see: 'How To Order' table
Transverse Sensitivity	Less than 5%

Mechanical

Case Material	Stainless Steel
Sensing Element/Construction	PZT/Compression
Mounting Torque	8Nm
Weight	125gms (nominal)
Maximum Cable Length	1000 metres
Standard Cable Length	5 metres
Screened Cable	Flame Retardant - length to be specified with order
Mounting Threads	see: 'How To Order' table

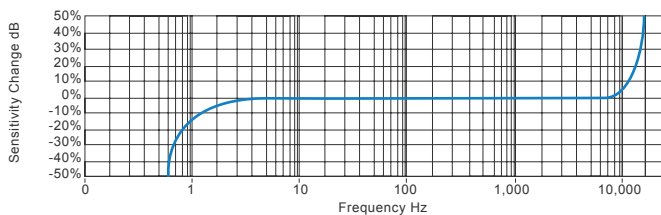
Electrical

Electrical Noise	0.1mg max
Current Range	0.5mA to 8mA
Bias Voltage	10 - 12 Volts DC
Settling Time	2 seconds
Output Impedance	200 Ohms max.
Case Isolation	$>10^8$ Ohms at 500 Volts

Environmental

Operating Temperature Range	-40 to 100°C
Sealing	IP65
Maximum Shock	5000g
EMC	EN61326-1:2013

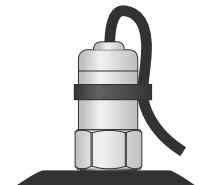
Typical Frequency Response (at 100mV/g)



Applications

Fans, Motors, Pumps, Compressors, Centrifuges, Conveyors, Air Handlers, Gearboxes, Rolls, Dryers, Presses, Cooling, VAC, Spindles, Machine Tooling, Process Equipment

Vibration sensor should be firmly fixed to a flat surface (spot face surface may be needed to be produced and cable anchored to sensor body.)



How To Order

Product Prefix	Product Series	Cable Length (if integral cable)												
HS - Hansford Sensors	100 - Industrial Vibration Sensor	QXX - length specified in metres												
H	S	1	0	0	X	X	X	X	X	X	X	X	X	X
Extra Options (if required)		Sensitivity		Range	Resonant Frequency		Cable/Connector			Mounting Threads				
Y - 5% tolerance on sensitivity S - 90° Side Exit F - Filtered T - Temperature Output I - Intrinsically Safe RT - Temperature Output PT100		010 - 10mV/g 030 - 30mV/g 050 - 50mV/g 100 - 100mV/g 250 - 250mV/g 500 - 500mV/g		$\pm 800\text{g}$ $\pm 250\text{g}$ $\pm 160\text{g}$ $\pm 80\text{g}$ $\pm 32\text{g}$ $\pm 16\text{g}$	28kHz (1,680cpm) 26kHz (1,560cpm) 24kHz (1,440cpm) 22kHz (1,320cpm) 20kHz (1,200cpm) 18kHz (1,080cpm)		01 - PUR 02 - Braided 07 - Silicon 08 - Flame Retardant 50 - 2 Pin MS 54 - M12			01 - 1/4-28" UNF Female 02 - 1/4-28" UNF Male 05 - Quick Fit Female 06 - M6 x 1mm Male 08 - M8 x 1.25mm Male 10 - M10 x 1.5mm Male				

We reserve the right to alter the specification of this product without prior notice



Vertriebspartner für Deutschland



beta SENSORIK GmbH
Hummendorfer Straße 74 · 96317 Kronach
Telefon 09261 96607-0 · Fax 09261 96607-11
briefkasten@betasensorik.de · www.betasensorik.de



TS060.3